

## COMPARISON OF TYPES

Page 1



**Wallbox eMH1 Basic**  
Item No. 1W1108



**Wallbox eMH1 Basic**  
Item No. 1W2208



**Wallbox eMH1**  
Item No. 1W1101

## OVERVIEW

**11 kW**

Charging output

**22 kW**

Charging output

**11 kW**

Charging output

-

-



**ADAC test winner**  
with top grade 1.0

**6,35 m**

Charging cable

**6,35 m**

Charging cable

**6,35 m**

Charging cable

**Type 2**

Charging connector

**Type 2**

Charging connector

**Type 2**

Charging connector



Requires Type A RCCB onsite  
in the domestic power distribution



Requires Type A RCCB onsite  
in the domestic power distribution



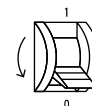
Integrated Type A RCCB



Welding detection capability: the charging  
procedure will be terminated if a welded  
contactor is detected



Welding detection capability: the charging  
procedure will be terminated if a welded  
contactor is detected



Welding detection is activated  
on contactor welding

**COMPARISON OF TYPES**

Page 2

**Wallbox eMH1 Basic**

Item No. 1W1108

**Wallbox eMH1 Basic**

Item No. 1W2208

**Wallbox eMH1**

Item No. 1W1101

**OTHER PROTECTIVE FEATURES**

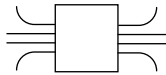
Temperature monitoring: if overheating is detected the system will automatically reduce the charging current



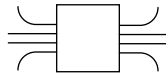
Temperature monitoring: if overheating is detected the system will automatically reduce the charging current



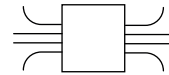
Temperature monitoring: if overheating is detected the system will automatically reduce the charging current



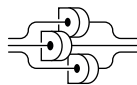
Electronic DC fault current detection



Electronic DC fault current detection



Electronic DC fault current detection



Phase current measurement protects against overload and asymmetry in all variants with a charging socket and the cable variant with 22 kW charging capacity

**COMPARISON OF TYPES**

Page 3

**Wallbox eMH1 Basic**

Item No. 1W1108

**Wallbox eMH1 Basic**

Item No. 1W2208

**Wallbox eMH1**

Item No. 1W1101

**DESIGN**

Black cover and black housing design



Compact, space-saving design



Weatherproof with IP54 ingress protection rating



Lockable access to switching devices



Coloured LEDs to indicate charging status

Black cover and black housing design



Compact, space-saving design



Weatherproof with IP54 ingress protection rating



Lockable access to switching devices



Coloured LEDs to indicate charging status

White aluminium cover and black housing design



Compact, space-saving design



Weatherproof with IP54 ingress protection rating



Lockable access to switching devices



Coloured LEDs to indicate charging status

**COMPARISON OF TYPES****Wallbox eMH1 Basic**

Item No. 1W1108

**Wallbox eMH1 Basic**

Item No. 1W2208

**Wallbox eMH1**

Item No. 1W1101

---

**FUNCTIONALITY**

Easy to operate



Easy to operate



Easy to operate

Dedicated software to adjust charging  
current in 1A incrementsDedicated software to adjust charging  
current in 1A incrementsDedicated software to adjust charging  
current in 1A increments